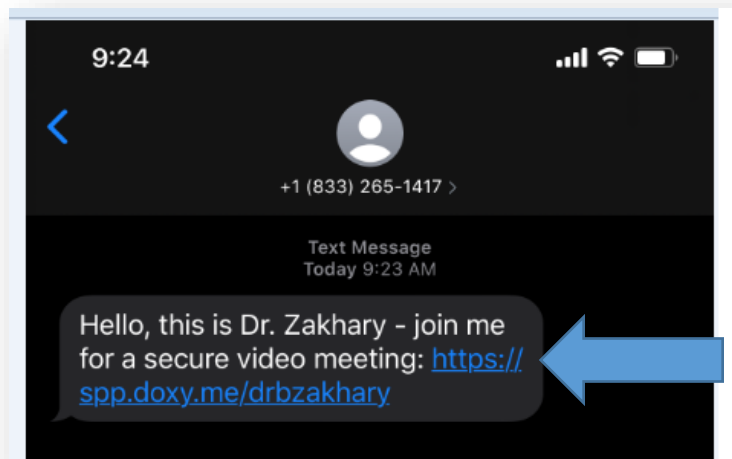




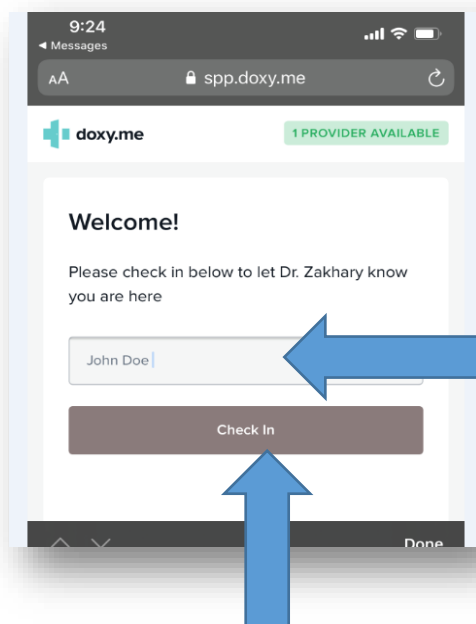
SOVAH
Physician Practices

At Sovah Physician Practices, we are always committed to making our community healthier. We are excited to offer Telemedicine to our patients. Please see the Quick Reference below to get started.

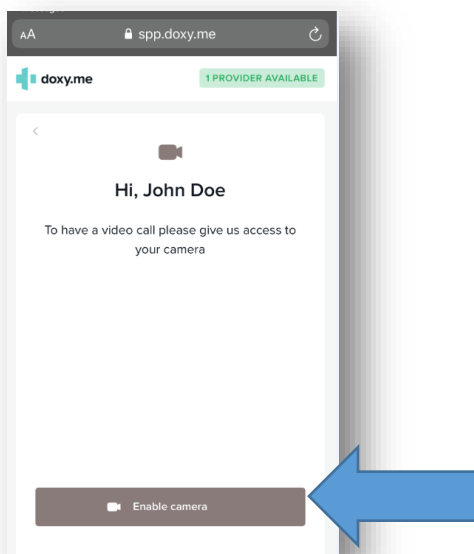
- 1.) Please call the clinic to request an appointment. Phone numbers are located on our website at SovahPhysicians.com. Once this is scheduled please be available at the time of your visit. It is VERY important that we have the correct phone number for you.**
- 2.) At the time of your visit, you will receive a text with an appointment link. Please click on this link.**



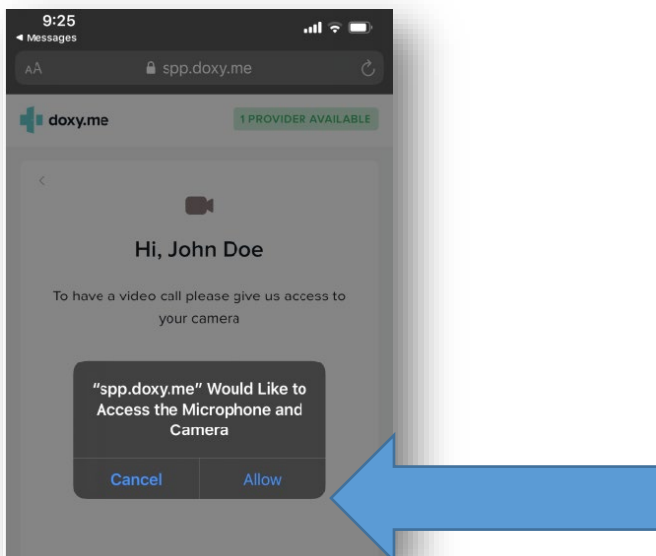
- 3.) You will be asked to type your name and press "Check In"**



4.) You will need to Enable Camera



5.) Allow access to Microphone and Camera. If you do not allow access, then you will not be able to access the provider for your telemedicine visit.



6.) You will be placed in a "Waiting Room." The provider will start your telemedicine visit.

